



Aftermarket Vehicle Solutions Ltd



**LITEON**  
**AP900**  
**Series**

**Cruise Control and Speed Limiters**



**Gemini**  
**7590TK15**



Thatcham  
Quality Assured

**THATCHAM APPROVED**  
**CAT 1 CAN BUS ALARM SYSTEM**



**MAJOR ADVANTAGES OVER EXISTING PRODUCTS**

- 58kHz sensor heads, small in size and less intrusive which boast unsurpassed sensitivity.
- Molex connector provides a secure IP-67 sealed connection.
- 360° swivel inner and outer adapters, standard or 10° angled.



Standard & angled  
outer adapters



11.8mm red, aluminum socket  
& IP-67 connector

**Gemini 514**  
**Parking Sensors**



Thatcham  
Quality Assured

**THATCHAM APPROVED**  
**CAT 2-1 CAN BUS ALARM SYSTEM**

## ALARMS

- |     |             |   |
|-----|-------------|---|
| 1.  | 7590TH15    | Thatcham category 1 alarm                   |
| 2.  | 7590T2-1    | Thatcham category 2-1 upgrade               |
| 3.  | 931T        | Thatcham category 2-1 upgrade               |
| 4.  | 931TMH      | Thatcham category 2-1 upgrade               |
| 5.  | 5079T       | Thatcham category 2 immobiliser             |
| 5.  | 7854T       | Thatcham category 1 or 2-1 motorcycle alarm |
| 6.  | 932         | Can bus remote alarm upgrade                |
| 7.  | 862         | Remote central locking alarm                |
| 8.  | 822         | OE remote alarm upgrade                     |
| 9.  | 7855MyBasic | Self managed tracking system                |
| 10. | 7892MyMini  | GPS/GSM self managed tracking system        |
| 11. | 839         | OE Central locking upgrade module           |
| 11. | 6239        | 4 door cenrol door locking kit              |
| 11. | ----        | Slave door motors                           |
| 12. | ----        | Alarm accessories                           |
| 13. | ----        | Alarm feature table                         |

## PARKING SENSOR KITS

- |     |        |  |
|-----|--------|--|
| 14. | 814FH  | Front parking sensor kit                   |
| 15. | 514    | Rear parking sensor kit (new version)      |
| 16. | 814    | Rear parking sensor kit                    |
| 17. | 814/16 | Rear parking sensor kit                    |
| 18. | 814D   | Rear parking sensor kit                    |
| 19. | 814W   | Wireless rear parking sensor kit           |
| 20. | 818H   | Front and rear parking sensor kit          |
| 21. | 818W   | Wireless front and rear parking sensor kit |

## CRUISE CONTROLS & SPEED LIMITERS

- |     |        |  |
|-----|--------|--|
| 22. | AP 500 | Cable driven cruise control                  |
| 23. | AP900  | Drive by wire cruise control & speed limiter |
| 24. | AP900  | Drive by wire cruise control & speed limiter |
| 25. | SL900  | Drive by wire speed limiter                  |
| 26. | SL900  | Drive by wire speed limiter                  |
| 27. | ----   | Control command modules                      |
| 28. | ----   | Accessories                                  |

29. Carbon fibre heated seat kits

## Remote alarm system with two points of immobilisation and multi-point central door-locking.

### WIRELESS SENSOR COMPATIBLE

#### Features

- two 2-button remote controls
- touch key override
- built-in ultrasonic sensor
- exclusion of sensors
- LED status indication
- waterproof coded battery backup siren
- additional input for hardwired sensors
- output for telematic device activation
- universal central door-locking and comfort system closing\*
- double engine immobilisation

#### Installer

##### programmable features:

- excludable audible warning during arming/disarming
- panic alarm or boot opening
- passive arming
- automatic rearming and automatic door-locking when driving (safety lock)\*

\*vehicle specific



**Remote alarm system with multi-point central door-locking.**  
Same as 7590TK15 but without engine immobilisation  
and metal case. Ideal alarm for motorhomes.

## WIRELESS SENSOR COMPATIBLE

### Features

- two 2-button remote controls
- touch key override
- built-in ultrasonic sensor
- exclusion of sensors
- LED status indication
- waterproof coded battery backup siren
- additional input for hardwired sensors
- output for telematic device activation
- universal central door-locking and comfort system closing\*

### Installer

#### programmable features:

- excludable audible warning during arming/disarming
- panic alarm or boot opening
- passive arming
- automatic rearming and automatic door-locking when driving (safety lock)\*

\*vehicle specific



## Upgrade alarm system that works from the original vehicle remote control via the CAN bus system

Compatible with over 200 vehicles.

ALFA ROMEO - AUDI - BENTLEY - BMW - CHEVROLET - CHRYSLER - CITROEN - DODGE  
 FIAT - FORD - HONDA - HYUNDAI - IVECO - INFINITI - JEEP - KIA - LANCIA - LANDROVER  
 LEXUS - MASERATI - MAZDA - MERCEDES - MINI - MITSUBISHI - NISSAN  
 OPEL/VAUXHALL - PEUGEOT - PORSCHE - RENAULT - SAAB - SEAT - SKODA - SMART  
 SUBARU - SUZUKI - TOYOTA - VOLKSWAGEN - VOLVO

### Features:

- touch key override
- built-in ultrasonic sensor
- exclusion of sensors
- LED status indication
- waterproof coded battery backup siren
- additional input for hardwired sensors
- output for telematic device activation

### Installer

#### Programmable features:

- excludable audible warning during arming/disarming
- passive arming
- comfort system closing\*

\*vehicle specific



## GEMINI THATCHAM APPROVED CATEGORY 2-1 CAN BUS ALARM SYSTEM

The Gemini 931TMH is based on our leading 931T CAN Bus Thatcham approved Cat 2-1 system with the addition of an internal receiver and additional central locking outputs. With these additions it allows the system to work with all our wireless sensors and allows a standard Gemini remote control to arm/disarm the system as well as operate the vehicle's central locking. (Ducato, Boxer, Relay ) normally come standard with one OEM remote control). As standard the system comes with front interior ultrasonic sensors, battery backup siren, door open detection via the vehicles CAN Bus system, bonnet detection, hazard lights flash when sounding and the Gemini remote control.

**931TKITDU:** Dedicated fixing kit for Ducato, Boxer & Relay based vehicles available

**931TKITGE:** Dedicated fixing kit for non Ducato based vehicles available

### Features:

- touch key override
- built-in ultrasonic sensor
- exclusion of sensors
- LED status indication
- waterproof coded battery backup siren
- additional input for hardwired sensors
- output for telematics device activation

### Installer Programmable features:

- excludable audible warning during arming/disarming
- passive arming
- comfort system closing\*



Thatcham<sup>®</sup>  
Quality Assured



# 5079T



## THATCHAM CATEGORY 2 IMMOBILISER TE2 - 1157/0400

**12/24V two point immobiliser supplied with 2  
electronic touch keys.**

### Features:

- touch key override
- LED status indication
- double engine immobilisation
- resin filled
- waterproof
- passive arming
- output to activate auxiliary devices (eg. tracking systems)



# 7854T



## THATCHAM APPROVED MOTORCYCLE CATEGORY 1 ALARM TMC1 - 281/0607 CATEGORY 2-1 ALARM TMCU - 282/0602

**Alarm unit with two point immobilisation,  
comes complete with wiring loom.**

### Features

- two 2-button remote controls
- touch key override (or PIN code)
- ignition detection
- built-in digital inclination detection with exclusion feature
- high power piezo battery back-up siren
- low power consumption less than 1 mA
- input for auxiliary sensors
- LED status indication
- remote control low-battery indicator
- hazard feature

### Programmable functions

- audible warning during arming/disarming
- passive arming option
- panic alarm
- automatic rearming (anti-distraction)



## GEMINI CAN BUS ORIGINAL EQUIPMENT REMOTE ALARM UPGRADE SYSTEM

Upgrade alarm system that works from the original vehicle control via the vehicles CAN bus system

Compatible with over 200 vehicles.

ALFA ROMEO - AUDI - BENTLEY - BMW - CHEVROLET - CHRYSLER - CITROEN - DODGE -FIAT - FORD - HONDA - HYUNDAI - IVECO - INFINITI - JEEP - KIA - LANCIA -LANDROVER - LEXUS - MASERATI - MAZDA - MERCEDES - MINI - MITSUBSHI - NISSAN - OPEL/VAUXHALL - PEUGEOT - PORSHE - RENAULT- SAAB - SEAT - SKODA - SMART - SUBARU - SUZUKI - TOYOTA - VOLKSWAGEN - VOLVO

**Features:**

- touch key override
- built-in ultrasonic sensor
- exclusion of sensors
- LED status indication
- engine immobilisation
- waterproof micro siren
- additional input for hardwired sensors
- output for telematics device

**Installer Programmable features:**

- excludable audible warning during arming/disarming
- passive arming
- comfort system closing (vehicle specific)





## GEMINI 4 BUTTON REMOTE CENTRAL LOCKING ALARM

**Features**

- universal central door-locking
- touch key & pin code override
- waterproof micro siren
- engine immobilisation
- ignition detection
- built-in ultrasonic volumetric sensor
- boot, door, bonnet protection
- input for hardwired sensors
- LED alarm memory
- output for additional siren
- output for auxiliary modules
- comfort system
- 12V power supply
- boot opening

**Programmable functions**

- central door-locking pulse time (1-6 sec.)
- audible/visual warning during arming/disarming
- blinkers via Hazard button (only if available on vehicle)
- built-in voltage drop sensor
- passive arming
- automatic rearming (anti-distraction) & automatic door-locking while driving
- double pulse unlocking
- panic function or car finder
- exclusion of siren and/or external sensors
- door switch polarity selection
- open door warning when system armed
- boot release



Same as 862 but without engine immobilisation and override key.  
PIN override by push button, siren output & boot opening

Same as 862 but with 24v power supply and self powered alarm unit

**Universal modular alarm interfaces with original central door-locking or indicators (selectable connection) for arming/disarming.**

## Features

- touch key and pin code override
- waterproof micro siren
- engine immobilisation
- built-in ultrasonic volumetric sensor
- boot, door, bonnet protection
- input for hardwired sensors
- LED alarm memory
- output for auxiliary modules
- comfort system
- 12V power supply

## Programmable functions

- audible/visual warning during arming/disarming
- indicator connection via Hazard button (only if available on vehicle)
- passive arming
- exclusion of sensors
- voltage drop sensor
- door switch polarity selection



Self-powered tracking system personally managed via Smartphone or a free web-mapping service. No subscription, no contract needed, works on 'Pay-as-you-Go' SIM card. Alarm notifications go directly to user's mobile phone and all information is retrieved on demand at the cost of a text message. Supplied with two 1-button remote controls, two override keys and wiring loom.

Wireless compatible.

### Features

- Google Maps link for vehicle localisation
- Waterproof enclosure (ideal for Motorcycles & Plant machinery)
- Built-in tilt sensor
- Ignition detection
- Engine immobilisation
- Passive arming
- Battery anti-tamper detection & vehicle low battery alerts
- Seat/top case protection (with optional switch)
- Sleep mode
- Battery back-up
- Negative output for siren or horn
- Output for external modules or relay

### Programmable features

- Arming/disarming via mobile phone
- Periodic position alert
- Over speed alert



Self-powered tracking system personally managed via Smartphone or a free web-mapping service. No subscription, no contract needed, works on 'Pay-as-you-Go' SIM card. Alarm notifications go directly to user's mobile phone and all information is retrieved on demand at the cost of a text message.

### Features:

- Arming/disarming via mobile phone
- Google Maps link for vehicle localisation
- Ignition detection
- Passive arming
- Battery anti-tamper detection
- Back-up battery
- 12/24V

### Programmable features

- Engine immobilisation (programmable on demand via SMS)
- Periodic position alert
- SMS speed alert
- Configurable input for alarm or tamper circuits



**839****UNIVERSAL REMOTE CONTROLLED MODULE FOR  
UPGRADING ORIGINAL EQUIPMENT CENTRAL DOOR-LOCKING**

- supplied with two 1-button rolling code remote controls.
- double pulse unlocking
- automatic rearming (anti-distraction) & automatic door-locking while driving
- comfort closing system (only if available on vehicle)
- central door-locking pulse time (1-6 sec.)
- power supply: 12/24 V

**6239****4 DOOR CENTROL DOOR LOCKING KIT**

- supplied with two 1 button rolling code remote controls
- four motors and rubber insulated cable
- Power supply 12v

**Slave Door Motors****2305T**

12V Two wire slave door motor

**2306T**

12V Five wire slave door motor

**2307T**

24V Two wire slave door motor

## HARDWIRED SENSORS



**4320GE** - Glass break detector  
Detects sound of breaking glass.



**7410** - Shock sensor  
Detects impact to the vehicle



**7059** - Microwave Sensor  
Detects mass movement within its field of coverage and is suitable for softtop vehicles or for extra coverage in the rear of a long vehicle eg Van.



**5123GE** - Ultrasonic interior sensors, Detects movement within the enclosed vehicle



**7530** - Tilt sensor  
Detects variations in vehicle inclination, for example, when it is towed or jacked up.



**7747** - Supplementary siren  
High-power, waterproof siren without battery back-up.

## WIRELESS SENSORS



**7507** - Wireless magnetic contact

For use on windows, doors, roof-light hatches, top boxes, garage compartments & lockers. Replaceable Lithium Batteries



**807** - Wireless contact switch



**7709** - The PIR wireless sensor detects a change in heat energy within the habitation area of the motorhome when an intruder enters into its detection range (up to 10m<sup>2</sup>). It transmits this intrusion wirelessly to the alarm.

**259** - Wireless Microwave Sensor

Detects mass movement within its field of coverage and is suitable for softtop vehicles or for extra coverage in the rear of a long vehicle eg Van, motorhomes.



**7218E**

1 button rolling code remote control



**848/ALG**

4 button rolling code remote control



**7208E**

2 button rolling code remote control



**KITCDE2**

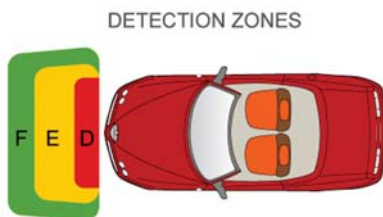
Electronic touch key

	7590TK15	7590T2-1	931T	931TMIH	5079T	861	862	932	822	823/24	839	6239	863/24
Thatcham Cat 1	•				•								
Thatcham Cat 2													
Thatcham Cat 2 - 1		•	•	•									
4 Button Remote Control				•		•	•						•
2 Button Remote Control	•	•											
1 Button Remote Control											•		
Utilises the Original Vehicle Remote Control			•	•				•	•	•			
Touch Key Override	•	•	•	•	•	•	•	•	•	•			•
PIN Code Override						•	•		•	•			•
Panic Facility and/or boot release option	•	•		•		•	•						•
2 Circuit Immobilisation	•				•								
Single Circuit Immobilisation							•	•	•	•			•
Passive Immobilisation	•				•								
Universal Controlled Central Locking	•	•				•	•				•		•
Interior Ultrasonic Sensors	•	•	•	•		•	•	•	•	•			•
Door/Boot/Bonnet Protection	•	•	•	•		•	•	•	•	•			•
Additional Sensor Input	•	•	•	•		•	•	•	•	•			•
Wireless Sensor compatible	•	•		•		•	•						•
Hazard Light Flash			•	•		•	•	•	•	•	•		•
Arm/Disarm Tones	•	•	•	•		•	•	•	•	•			•
Flashing LED with button						•							
Touch Key Receptacle with Flashing LED	•	•	•	•	•	•	•	•	•	•			•
Automatic Rearming and/or Automatic Locking	•	•				•	•						•
Passive Arming	•	•	•	•		•	•	•	•	•			•
Alarm Internal Battery Back-up										•			•
Battery Back-up Siren	•	•	•	•									
LED alarm Trigger memory	•	•	•	•		•	•	•	•	•			•
E-Marked	•	•	•	•	•	•	•	•	•	•	•	•	•
24 Months Product Warranty	•	•	•	•	•	•	•	•	•	•	•	•	•



4 front sensors with control unit, push button, speaker and mounting adapters.

814 range of parking sensors ensuring maximum reliability and high performance accuracy when parking or reversing. Completely waterproof and quite compact in size, the sensors can be painted to colour match any vehicle. They are easy to install on all types of bumpers, even metallic ones, internally for a flush factory-fitted look or externally with specific adapters. The parking sensors come with a separate speaker.



### Main programmable parameters

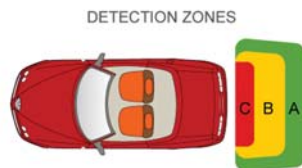
- sensor detection zone
- stop zone
- vehicle speed signal input, to allow sensors to automatically switch on below 15km per hour
- selectable activation of front sensors with time-window or ON/OFF push-button
- speaker volume
- Power supply: 12/24V



4 rear sensors with control unit, speaker and mounting adapters.

The Park Distance Control (PDC) kit comes with 4 proximity sensors designed to alert the driver in case of obstacles behind the vehicle. The system can also be tailored to suit any particular vehicle.

The 514 is a universal parking system which relies on the reflection of sound waves emitted by ultrasonic detectors spaced equally across the bumpers, to assure the best read-out. When enabled, the system provides an instant, automatic, self-diagnostic function: it will exclude any faulty sensor and keep the other ones active.



The waterproof sensors can be set up so as not to be impeded by a rear mounted spare tire/tow bar and spray painted to colour match the bumper.

Sensitivity, detection range and buzzer volume are adjustable to the preferred level via the 2 buttons on the ECU or via a dedicated configuration software.

### MAJOR ADVANTAGES OVER EXISTING PRODUCTS

- 58kHz sensor heads, small in size and less intrusive, which boast unsurpassed sensitivity.
- Molex connector provides a secure IP-67 sealed connection.
- 360° swivel inner and outer adapters, standard or 10° angled.

Sensors can be configured via a user-friendly PC software.

The dedicated interface also allows reading and overwriting previously configured parameters.



ECU



Standard & angled inner adapters



Rear Loudspeaker



Standard & angled outer adapters



ø14mm cell, ø16mm socket & IP-67 connector

4 rear sensors with control unit, speaker and adapters. (also available in three and two sensor versions)

814 range of parking sensors ensuring maximum reliability and high performance accuracy when parking or reversing. Completely waterproof and quite compact in size, the sensors can be painted to colour match any vehicle. They are easy to install on all types of bumpers, even metallic ones, internally for a flush factory-fitted look or externally with specific adapters. The parking sensors come with a separate speaker.

DETECTION ZONES



Main programmable parameters

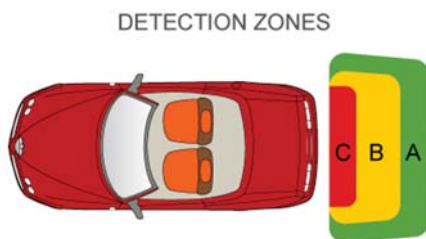
- sensor detection zone
- stop zone
- suppression of external spare tire/tow hitch/bike rack detection
- speaker volume
- Power supply: 12/24V



4 rear sensors with control unit, speaker and mounting adapters.

16mm flush mounted sensors instead of the normal 18mm

814/16 range of parking sensors ensuring maximum reliability and high performance accuracy when parking or reversing. Completely waterproof and quite compact in size, the sensors can be painted to colour match any vehicle. They are easy to install on all types of bumpers, even metallic ones, installed internally for a flush factory-fitted look. The parking sensors come with a separate speaker.



Main programmable parameters

- sensor detection zone
- stop zone
- suppression of external spare tire/tow hitch/bike rack detection
- speaker volume
- Power supply: 12/24V

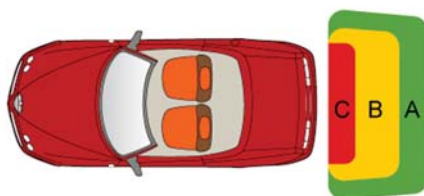


4 rear sensors with control unit, multi-coloured backlit LCD display and mounting adapters

814D range of parking sensors ensuring maximum reliability and high performance accuracy when parking or reversing. Completely waterproof and quite compact in size, the sensors can be painted to colour match any vehicle.

They are easy to install on all types of bumpers, internally for a flush factory-fitted look or externally with specific adapters. The parking sensors come with multi-coloured backlit display with built in speaker.

DETECTION ZONES



#### Main programmable parameters

- sensor detection zone
- stop zone
- suppression of external spare tire/tow hitch/bike rack detection
- speaker volume
- colour of display illumination
- Power supply: 12/24V



4 rear sensors with wireless control unit, wireless display and mounting adapters

The 800W has further evolved in this new range of parking sensors developed using a leading-edge wireless technology which transmits data via radio waves. No cable connection is needed between the electronic control units and the display.

The control units are completely water resistant and can be installed directly on the bumpers or in the engine compartment.

The LCD display integrates a wireless interface and a built-in warning speaker. Installation is fast and easy on any vehicle and bumper.

These wireless parking sensors are ideal for vans and motorhomes.

DETECTION ZONES



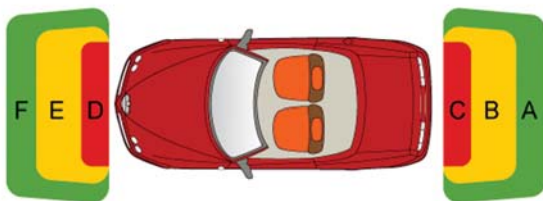
Main programmable parameters

- sensor detection zone
- stop zone
- suppression of external spare tire/tow hitch/bike rack detection
- speaker volume
- wireless signal strength indication
- Power supply: 12/24V



8 sensors (4 rear/4 front) with 2 control units, push-button for front sensors, speaker and mounting adapters.

818 range of parking sensors ensuring maximum reliability and high performance accuracy when parking or reversing. Completely waterproof and quite compact in size, the sensors can be painted to colour match any vehicle. They are easy to install on all types of bumpers, even metallic ones, internally for a flush factory-fitted look or externally with specific adapters. The parking sensors come with a separate speaker.



### Main programmable parameters

- sensor detection zone
- stop zone
- suppression of external spare tire/tow hitch/bike rack detection
- vehicle speed signal input, to allow sensors to automatically switch on below 15km per hour
- selectable activation of front sensors with time-window or ON/OFF push-button
- speaker volume
- Power supply: 12/24V





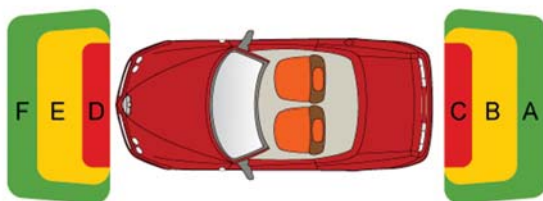
8 wireless sensors, 4 front/4 rear, 2 control units (front/rear) with wiring, display and mounting adapters

The 818W has further evolved in this new range of parking sensors developed using a leading-edge wireless technology which transmits data via radio waves. No cable connection is needed between the electronic control units and the display.

The control units are completely water resistant and can be installed directly on the bumpers or in the engine compartment.

The LCD display integrates a wireless interface and a built-in warning speaker. Installation is fast and easy on any vehicle and bumper.

These wireless parking sensors are ideal for vans and motorhomes.



Main programmable parameters

- sensor detection zone
- stop zone
- suppression of external spare tire/tow hitch/bike rack detection
- Activation of front sensors with time window feature or push-button
- speaker volume
- wireless signal strength indication
- Power supply: 12/24V



The AP500 Cruise Control allows the driver to cruise at a desired speed by monitoring the vehicle road speed and by finely adjusting the vehicles throttle to maintain that speed. The AP500 is a professional cable driven Cruise Control system designed to fit vehicles with conventional cable accelerator pedals

Options of different control stalks and command modules with set, accelerate, resume, decelerate and On/Off buttons (CM35 has additional coast and memory features).

All stalks and command module allow you to tap up or tap down the set speed by 1kph/0.62mph.

### Benefits

- Helps to reduce fuel consumption and exhaust emissions (lowering your carbon footprint).
- Allows you to concentrate on the road and not your speedometer.
- Helps avoid unintended speeding.
- Reduce driver fatigue and enhance driver comfort.



### Safety Features

The Cruise Control systems is fitted with numerous safety features, which will disengage the system by any of the following methods:

- Depressing the brake pedal.
- Press the OFF/Coast button of the command module/stalk.
- Over-rev protection of the engine when a clutch switch is fitted (manual gearbox optional).
- Decelerating to below 75% of the set speed.
- Over speed dropout (150% of the set speed).
- Brake light bulbs or brake light fuse failure.

The AP900 Series Cruise Control allows the driver to cruise at a desired speed by monitoring the vehicle road speed and by finely adjusting the vehicles throttle to maintain that speed.


The Speed Limiter feature allows the driver to select a maximum speed that they do not want to exceed (this feature is useful whilst driving in areas with average speed cameras and built up areas)

Options of different control stalks and command modules with set, accelerate, resume, decelerate and On/Off buttons (CM35 has additional coast and memory features).

All stalks and command module allow you to tap up or tap down the set speed by 1kph/0.62mph.

### Benefits

- Helps to reduce fuel consumption and exhaust emissions (lowering your carbon footprint).
- Allows you to concentrate on the road and not your speedometer.
- Helps avoid unintended speeding.
- Allows you to set a maximum vehicle speed limit in safety camera enforcement areas.
- Reduce driver fatigue and enhance driver comfort.



### Safety Features

The Cruise Control systems is fitted with numerous safety features, which will disengage the system by any of the following methods:

- Depressing the brake pedal.
- Press the OFF/Coast button of the command module/stalk.
- Over-rev protection of the engine when a clutch switch is fitted (manual gearbox optional).
- Decelerating to below 75% of the set speed.
- Over speed dropout (150% of the set speed).
- Brake light bulbs or brake light fuse failure.

Note: Some vehicles may require additional interfaces for connection into vehicle speed signal circuits and clutch switch circuits.

**AP900**

**ANALOGUE DRIVE BY WIRE CRUISE CONTROL AND SPEED LIMITER**

For non Can Bus applications

**AP900C**

**CAN BUS DRIVE BY WIRE CRUISE CONTROL AND SPEED LIMITER**

Built in data base of over 500 vehicle model applications

**AP900Ci**

**CAN BUS DRIVE BY WIRE CRUISE CONTROL AND SPEED LIMITER**

The new AP-900Ci is fully compatible with all current automotive CAN-bus systems. In order to minimize the installation time the AP-900Ci can be programmed easily with a few mouse clicks from an online database reaching over 600 vehicle applications. Plus built in data base of over 500 vehicle model applications



Function Model	Cruise Control	Speed Limiter	CAN Bus Interface	ONLINE Additional Database
AP 900Ci	✓	✓	✓	✓
AP900C	✓	✓	✓	✗
AP900	✓	✓	✗	✗
SL900Ci	✗	✓	✓	✓
SL900C	✗	✓	✓	✗
SL900	✗	✓	✗	✗
AP500	✓	✗	✗	✗

The SL900 Series speed limiter can be installed as a stand alone top end limiter or when fitted with a command module allows the driver to select a maximum speed that they do not want to exceed (this is useful whilst driving in areas with average speed cameras and built up areas)

Options of different control stalks and command modules with set, accelerate, resume, decelerate and On/Off buttons (CM35 has additional coast and memory features). All stalks and command module allow you to tap up or tap down the set speed by 1kph/0.62mph.

### Benefits

- Helps to reduce fuel consumption and exhaust emissions (lowering your carbon footprint).
- Allows you to concentrate on the road and not your speedometer.
- Helps avoid unintended speeding.
- Allows you to set a maximum vehicle speed limit in safety camera enforcement areas.
- Reduce driver fatigue and enhance driver comfort.



Note: Some vehicles may require additional interfaces for connection into vehicle speed signal circuits and clutch switch circuits.

**SL900**                      **ANALOGUE DRIVE BY WIRE SPEED LIMITER**

For non Can Bus applications

**SL900C**                      **CAN BUS DRIVE BY WIRE SPEED LIMITER**

Built in data base of over 500 vehicle model applications

**SL900Ci**                      **CAN BUS DRIVE BY WIRE SPEED LIMITER**

The new AP-900Ci is fully compatible with all current automotive CAN-bus systems. In order to minimize the installation time the AP-900Ci can be programmed easily with a few mouse clicks from an online database reaching over 600 vehicle applications. Plus built in data base of over 500 vehicle model applications



Function Model	Cruise Control	Speed Limiter	CAN Bus Interface	ONLINE Additional Database
AP 900Ci	✓	✓	✓	✓
AP900C	✓	✓	✓	✗
AP900	✓	✓	✗	✗
SL900Ci	✗	✓	✓	✓
SL900C	✗	✓	✓	✗
SL900	✗	✓	✗	✗
AP500	✓	✗	✗	✗

CM35



CM704



CM21



CM7



Control Command Module Feature Table

	CM 35	CM 7	CM 21	CM 704	CM 8
ON/OFF	✓	✓	✓	✓	
ON/OFF LAMP	✓	✓	✓	✓	✓
SET/ACC	✓	✓	✓	✓	
RES/DEC	✓	✓	✓	✓	
COAST	✓			✓	
MEMORY	2				3
MOUNTING	LS	D	IS	G	D

**LS** – Left hand side of steering column. **D** – Dash. **IS** – Outside edge of inside of the steering wheel pad. **G** – Replaces original gear lever knob (dependant on original gear lever mounting).




## ACCESSORIES



**AA-142**

Magnetic speed pulse generator



**AA-170**

Magnet clutch switch



**0080**

AP900 service tool



**0091**

AP900Ci service tool



**CANM8 PULSE**

CANM8 Connect pulse



**T Harness**

Pedal Harness



**LED**

Supplementary dash mounted LED



**AA-177**

Plunger clutch switch

# CARBON FIBRE HEATED SEAT KITS

Enhance your driving experience with the warmth of heated seats.

- Latest Carbon Fibre Technology.
- Universal fitment.
- Can be fitted to the drivers, passenger and rear seats.
- Modern, OEM looking, 2 or 5 setting temperature switch option.
- Can be cut to size without affecting the elements.
- E marked and approved to the latest European Directives for automotive accessories.



Aftermarket Vehicle Solutions Limited are the UK distributors and suppliers to the trade of Gemini Alarm Systems, Parking Sensors and Liteon Automotive Cruise Control/Speed Limiters. Having over 35 years' experience working in the automotive industry, 30 years in aftermarket vehicle security and 20 years in Cruise Control. Supplying product and 24/7 technical resources to aftermarket vehicle installers, vehicle distributors and vehicle importers.

Gemini, with more than 30 years of experience in the field of vehicle alarms, is one of the leading trademarks as far as security is concerned.

Located in Varese (Italy), where production is entirely carried out. To keep up with today's ever-changing market and satisfy the ever-evolving expectations, Gemini continuously invests in Human Resources as well as Research and Development. The company's objective is designing and manufacturing high quality electronic systems.

The company is ISO 9001-2000 certified and its products meet not only the mandatory European homologations but also the most important National Insurance Associations' standards: Thatcham (UK)



## **Aftermarket Vehicle Solutions Limited**

7 Dudley Court, Jessop Close, Clacton-on-Sea, Essex CO15 4LY

**Tel: 01255 434353**

Email: [sales@avsgemini.com](mailto:sales@avsgemini.com) | Web: [www.avsgemini.com](http://www.avsgemini.com)



**UK Distributors of Gemini Alarm Systems & LiteOn Cruise Controls/Speed Limiters**